


# ***HOW DOES THE HEALTH CARE ISSUE AFFECT UNMARRIED AMERICA?***

**For unmarried  
America health care is  
an on-going struggle.  
They have less access  
and are more likely to  
go without health care  
coverage.**



**Women's Voices  
Women Vote.**

# FAST FACTS

## HOW DOES THE HEALTH CARE ISSUE AFFECT UNMARRIED AMERICA?

	UNMARRIED	MARRIED
<b>HEALTH CARE COVERAGE</b> (Scarborough USA, 2006) *voters only		
<b>MEDICARE</b>	26.5%	19.6%
<b>MEDICAID, OTHER PUBLIC ASSISTANCE</b>	5.7%	1.7%
<b>NONE</b>	14.8%	7.6%
<b>UNABLE TO AFFORD NEEDED MEDICAL CARE IN THE PAST YEAR</b> (General Social Survey, 2004)	15.0%	7.2%

# FAST FACTS

## *HOW DOES THE HEALTH CARE ISSUE AFFECT UNMARRIED AMERICA?*

	<b>UNMARRIED WOMEN</b>	<b>MARRIED WOMEN</b>
<b>HEALTH CARE COVERAGE</b> (Scarborough USA, 2006)		
<b>MEDICARE</b>	<b>27.5%</b>	
<b>MEDICAID, OTHER PUBLIC ASSISTANCE</b>	<b>10.5%</b>	
<b>NONE</b>	<b>18.6%</b>	
<b>UNABLE TO AFFORD NEEDED MEDICAL CARE IN THE PAST YEAR</b> (General Social Survey, 2004)		
	<b>15.4%</b>	<b>8.4%</b>

# SUMMARY

## ***HOW DOES THE HEALTH CARE ISSUE AFFECT UNMARRIED AMERICA?***

- ***Unmarried voters struggle to afford health insurance and have less access to health care and health care information. Cost is the primary barrier—because insurance is so expensive, they have less access.***
- ***Unmarried non-voters are more likely than unmarried voters to have no insurance or be on Medicaid or other public assistance for health care. Unmarried voters are, in turn, more likely than married voters to lack insurance or be on Medicaid.***

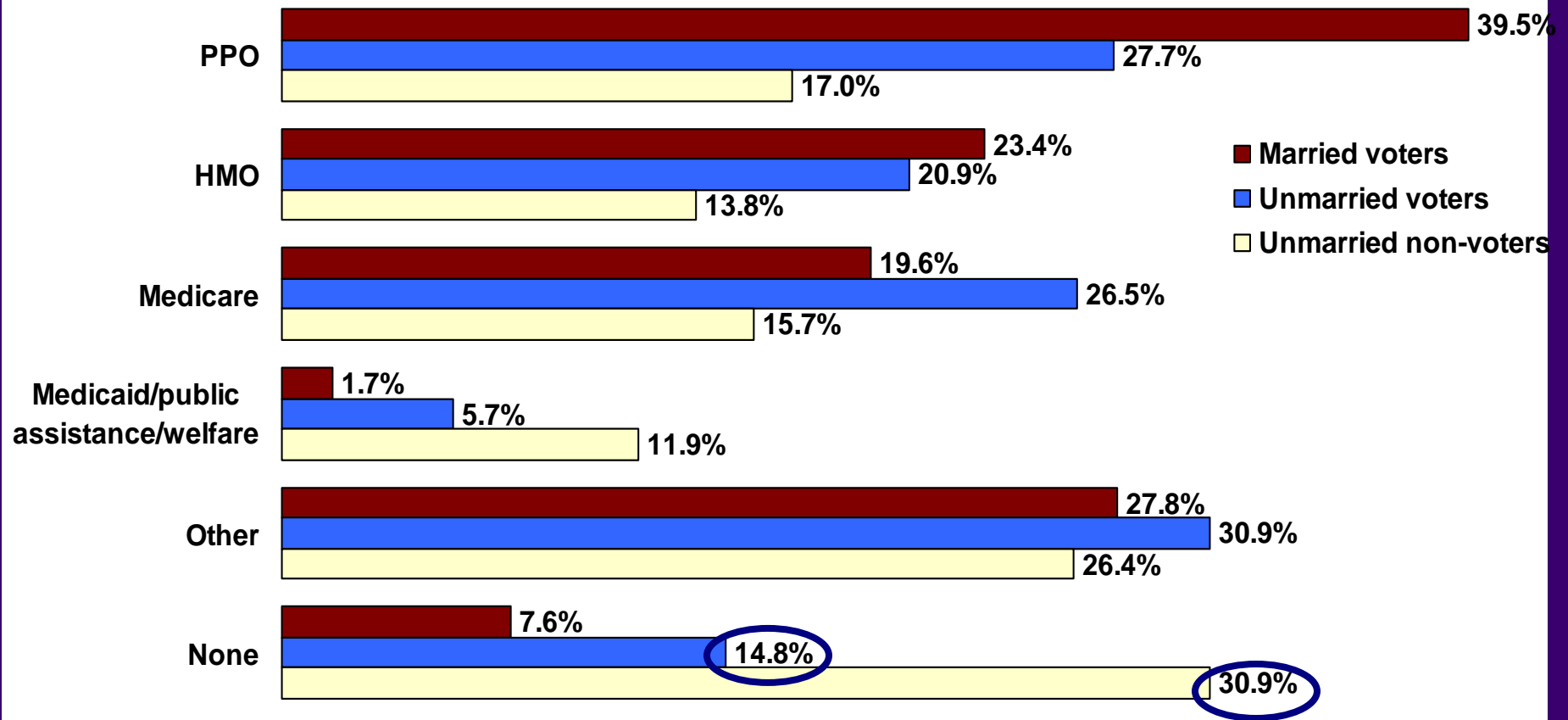
# SUMMARY

## ***HOW DOES THE HEALTH CARE ISSUE AFFECT WOMEN IN UNMARRIED AMERICA?***

- ***Close to one out of five unmarried women have no health care coverage, while more than a quarter of them are covered by Medicare, and another 10 percent are covered by Medicaid or some other public assistance program.***
- ***Over one-fifth of unmarried women who do not vote have been unable to afford necessary health care recently.***
- ***Women on their own are more likely than unmarried men to be on Medicare or Medicaid. This is especially true of unmarried Latina women.***
- ***Almost three out of ten unmarried Latina women have no health coverage.***

*Health care coverage varies widely. Unmarried voters are twice as likely as married voters to be without coverage, and unmarried non-voters are four times as likely to go without coverage.*

### TYPE OF HEALTH COVERAGE = among all adults



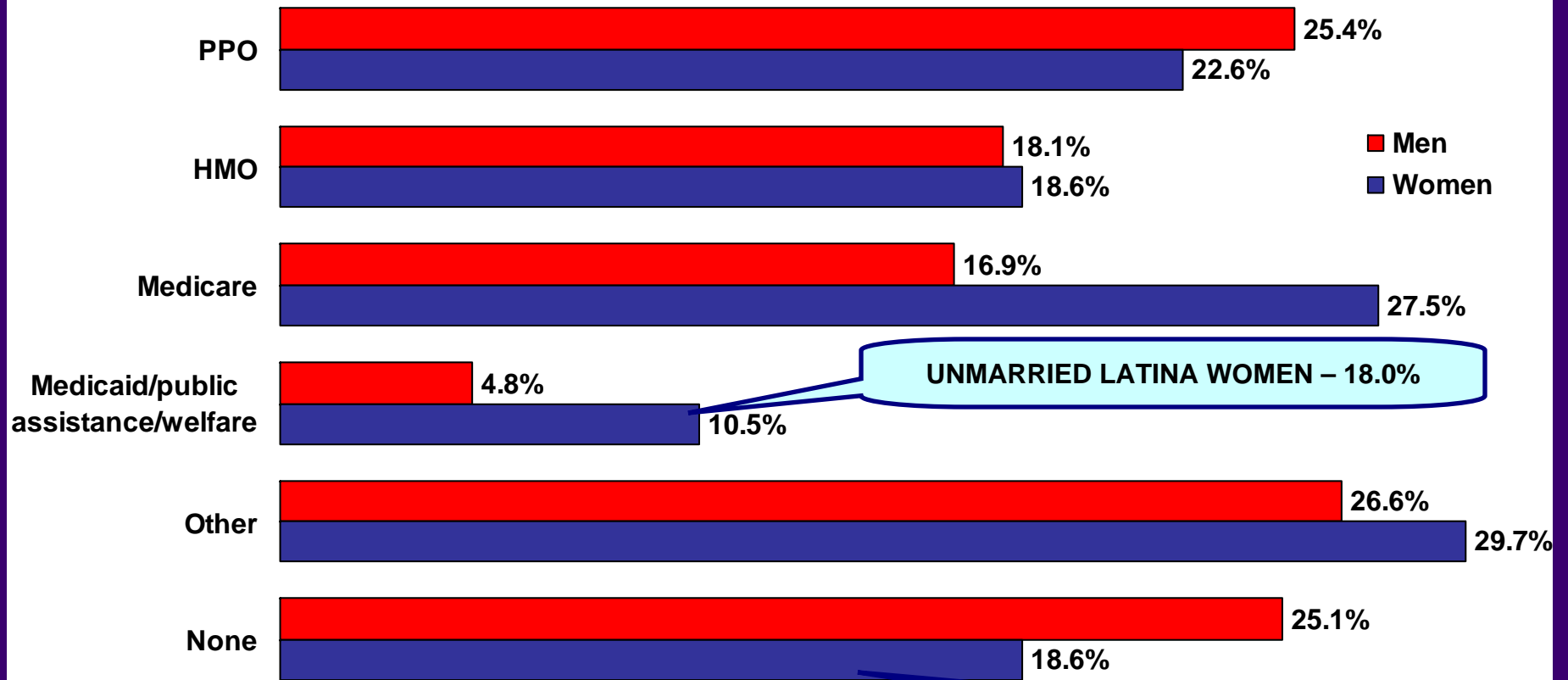
Scarborough USA, 2006

Unmarried America, 2007



*Unmarried women are more likely than men to be covered by Medicare, Medicaid, or a public assistance program. Nearly half of unmarried Latinas are without coverage, or are on Medicaid or a non-Medicare public assistance program.*

### TYPE OF HEALTH COVERAGE UNMARRIEDS ONLY



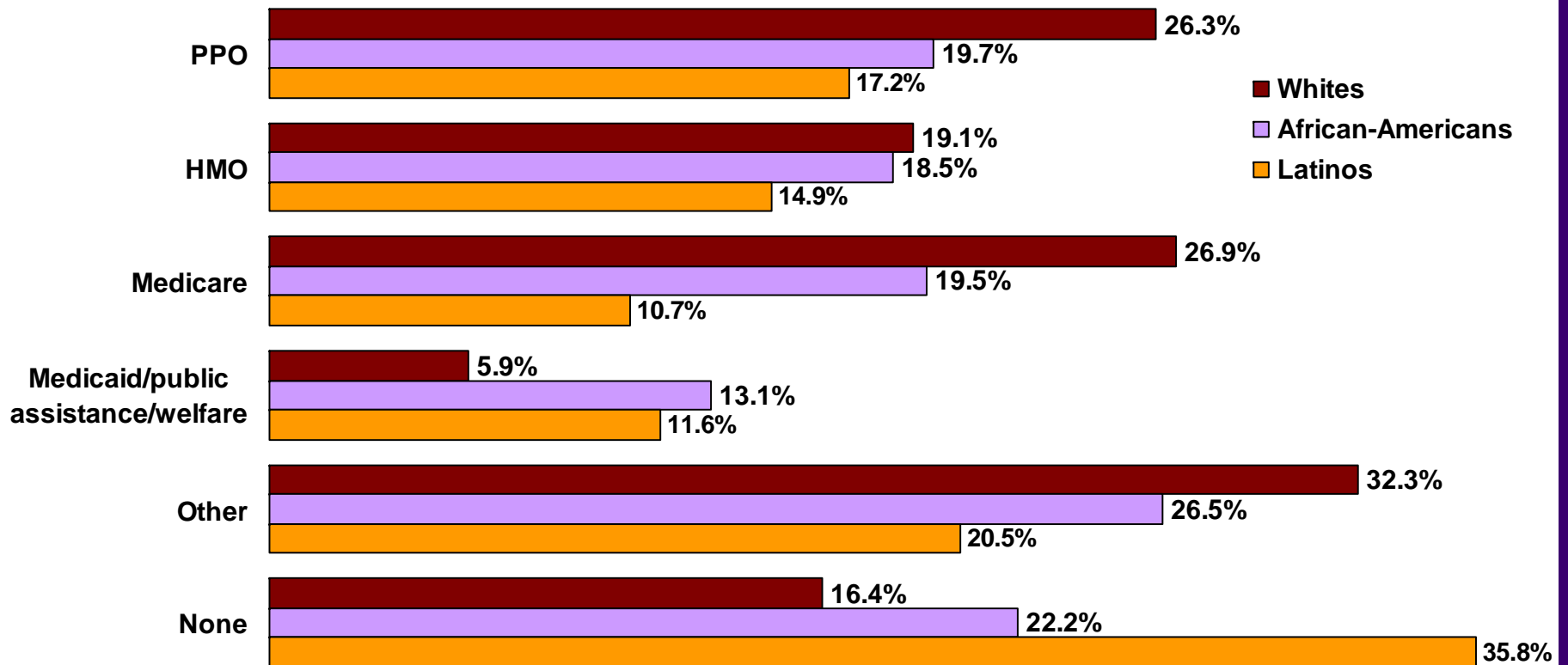
Scarborough USA, 2006

Unmarried America, 2007



*The overwhelming majority of unmarried whites are covered by private insurance or Medicare. Unmarried African Americans are the most likely to be on Medicaid or another public assistance program, while more than one-third of unmarried Latinos have no coverage.*

### TYPE OF HEALTH COVERAGE UNMARRIEDS ONLY



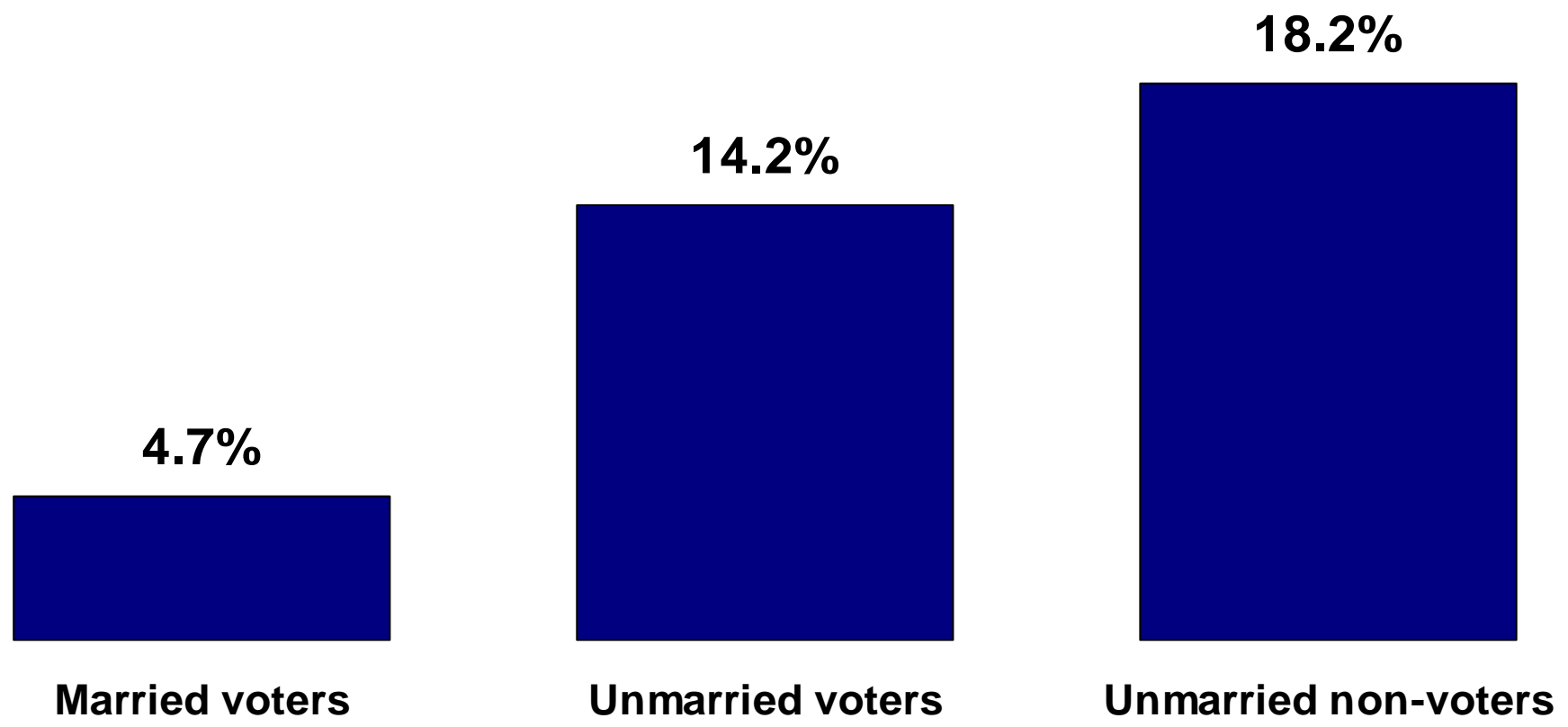
Scarborough USA, 2006

Unmarried America, 2007



*Affording health care is a bigger problem for unmarried America than for married America. While less than 5 percent of married voters have had this problem in the past year, more than 14 percent of unmarried voters – and almost one out of five unmarried non-voters – have been unable to pay for necessary care.*

### UNABLE TO AFFORD NEEDED MEDICAL CARE IN THE PAST YEAR



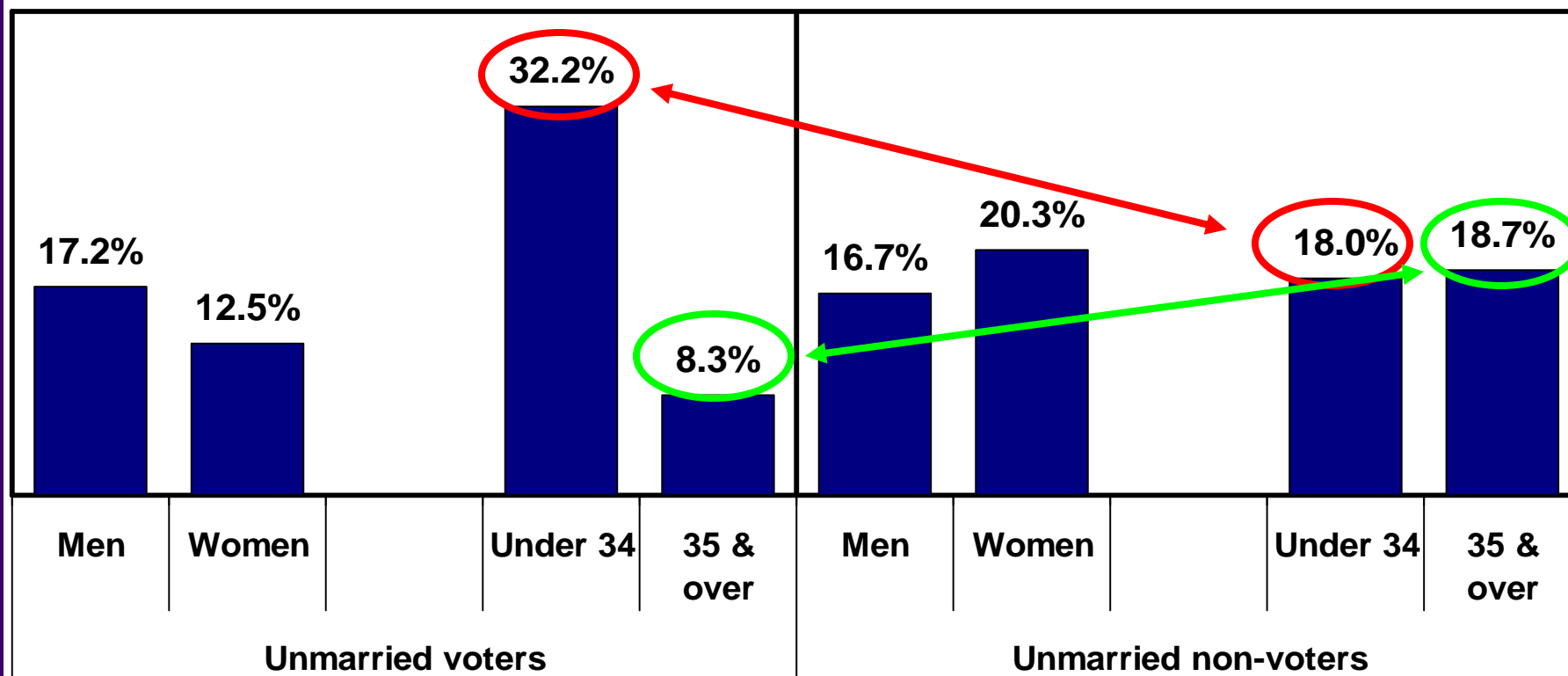
General Social Survey, 2004

Unmarried America, 2007



*Younger voters are more likely than their non-voting counterparts to have been unable to afford needed medical care within the past year, while the trend is reverse for older unmarrieds. In terms of gender, over one-fifth of non-voting women on their own have had serious problems with medical expenses.*

**UNABLE TO AFFORD NEEDED MEDICAL CARE IN THE PAST YEAR  
UNMARRIEDS ONLY**



General Social Survey, 2004

Unmarried America, 2007

